



US00D494216S1

(12) **United States Design Patent**
Yan

(10) **Patent No.:** **US D494,216 S**

(45) **Date of Patent:** **** Aug. 10, 2004**

(54) **INKJET CARTRIDGE PROTECT CLAMP**

Primary Examiner—Cathy Anne MacCormac

(76) **Inventor:** **Yi-Tsung Yan**, P.O. Box 96-405, Taipei
106 (TW)

(57) **CLAIM**

The ornamental design for an inkjet cartridge protect clamp,
as shown and described.

(**) **Term:** **14 Years**

(21) **Appl. No.:** **29/182,987**

(22) **Filed:** **Jun. 5, 2003**

(51) **LOC (7) Cl.** **18-02**

(52) **U.S. Cl.** **D18/56**

(58) **Field of Search** D18/40, 43, 56;
347/86–87

DESCRIPTION

FIG. 1 is a perspective view of an inkjet cartridge protect clamp showing my new design;
FIG. 2 is a front elevational view;
FIG. 3 is a rear elevational view;
FIG. 4 is a left side elevational view;
FIG. 5 is a right side elevational view;
FIG. 6 is a top plan view;
FIG. 7 is a bottom plan view; and,
FIG. 8 is a side elevational view.

The broken lines in FIG. 8 are for illustrative purposes only
and form no part of the claimed design.

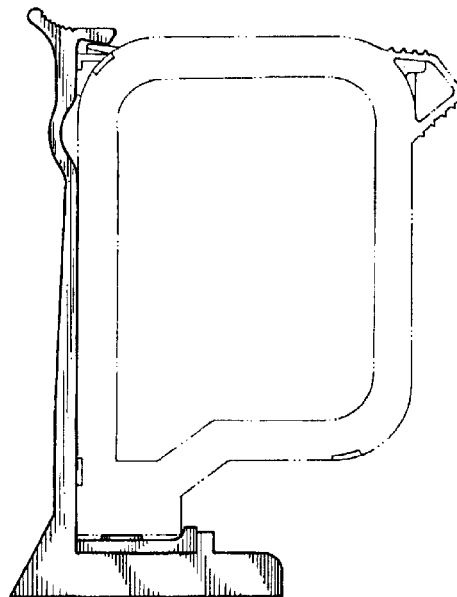
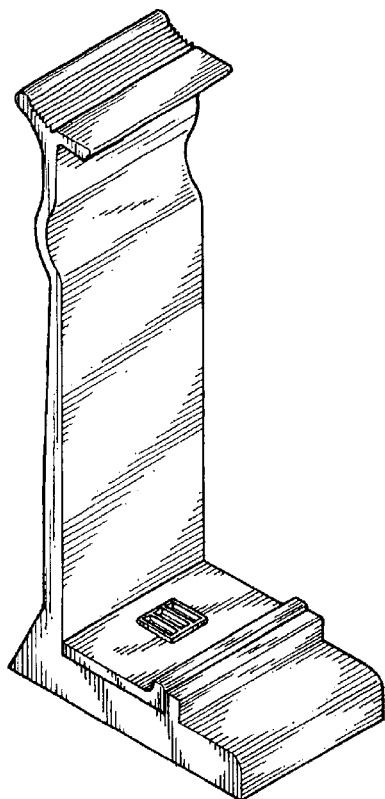
(56) **References Cited**

U.S. PATENT DOCUMENTS

D422,632 S	*	4/2000	Chung et al.	D18/56
D473,895 S	*	4/2003	Yan	D18/56
D473,896 S	*	4/2003	Yan	D18/56
D478,120 S	*	8/2003	Hwang et al.	D18/56

* cited by examiner

1 Claim, 4 Drawing Sheets



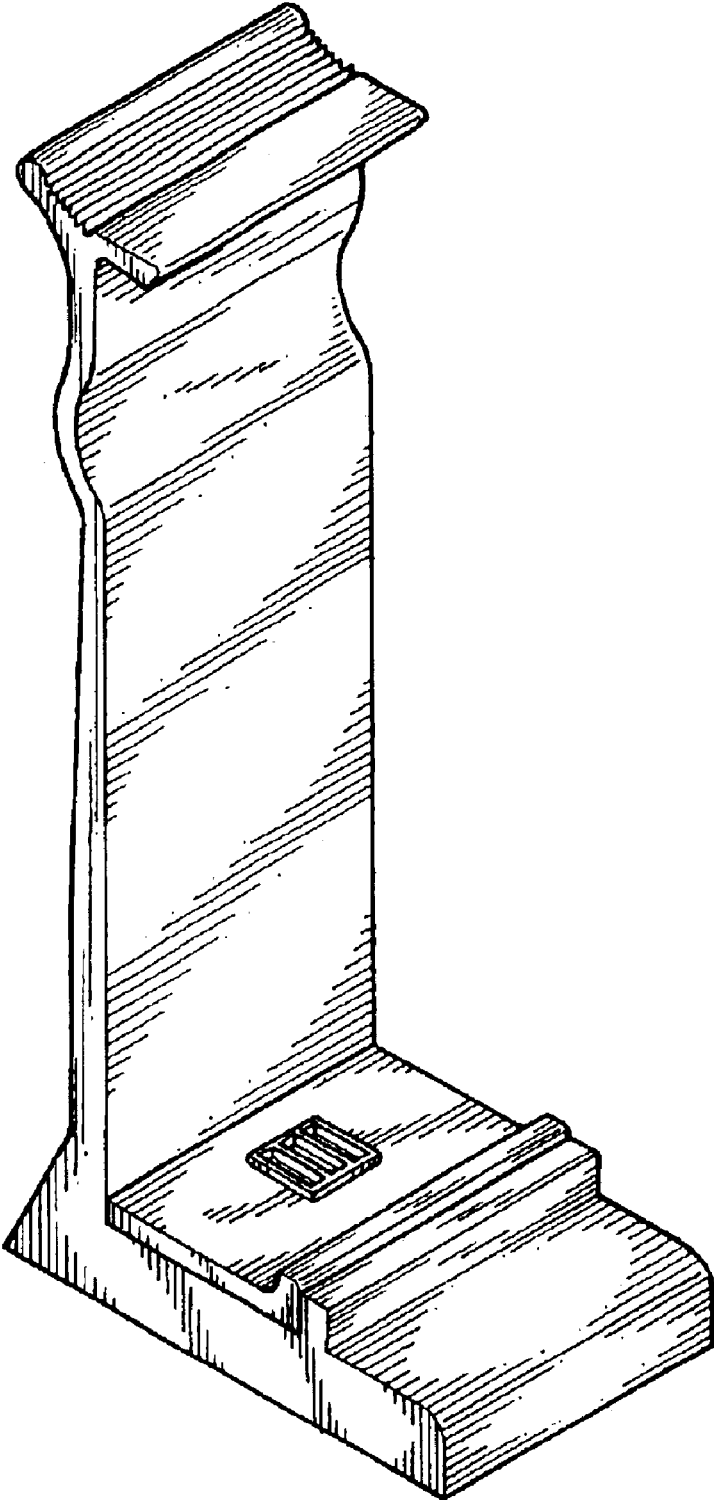


FIG. 1




FIG. 2

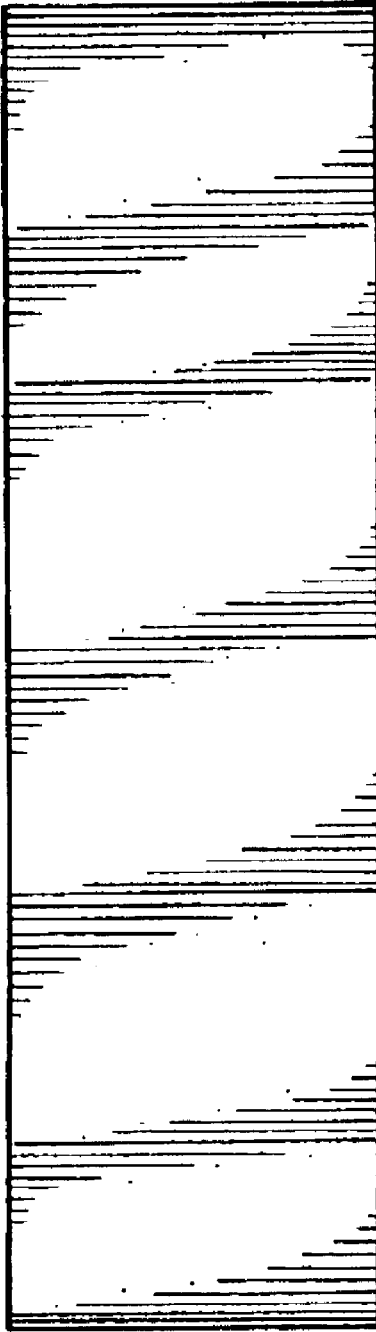


FIG. 3

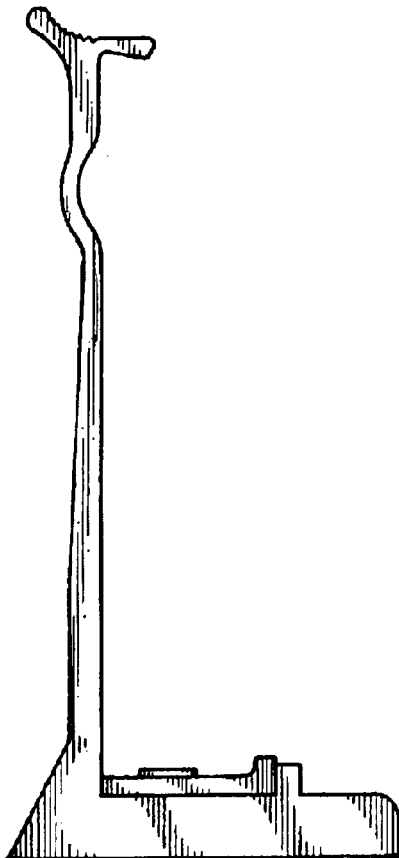


FIG. 4

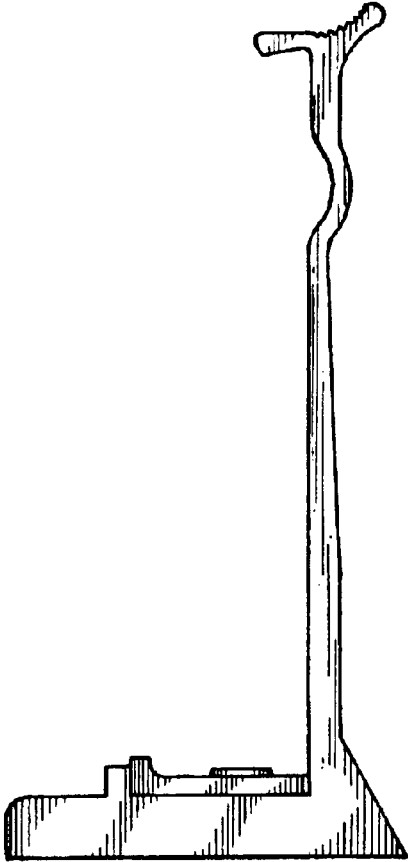


FIG. 5

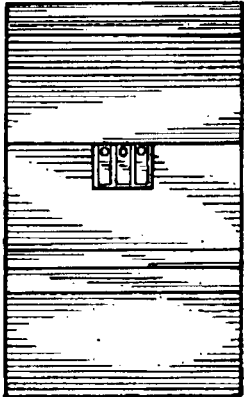


FIG. 6




FIG. 7

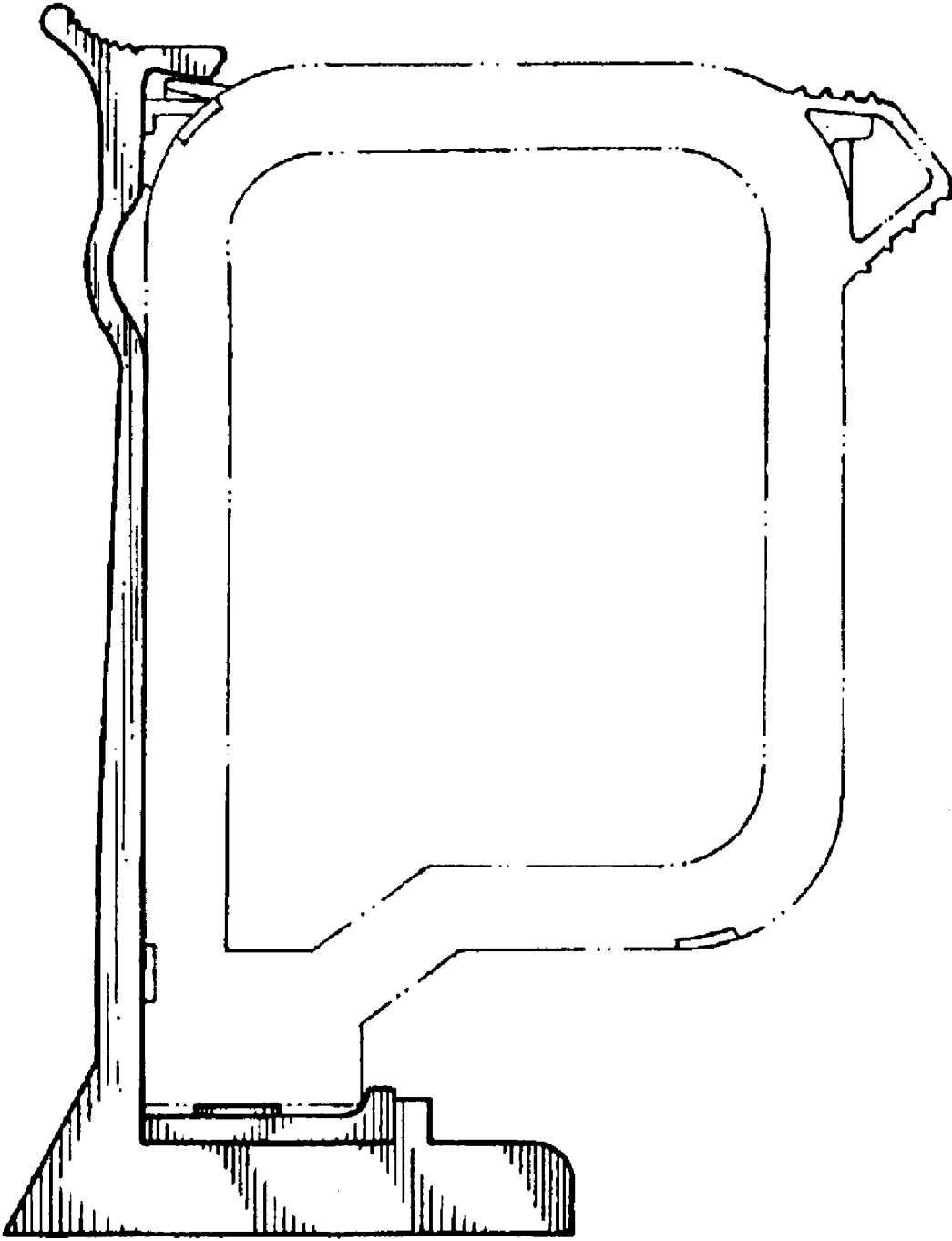


FIG. 8